



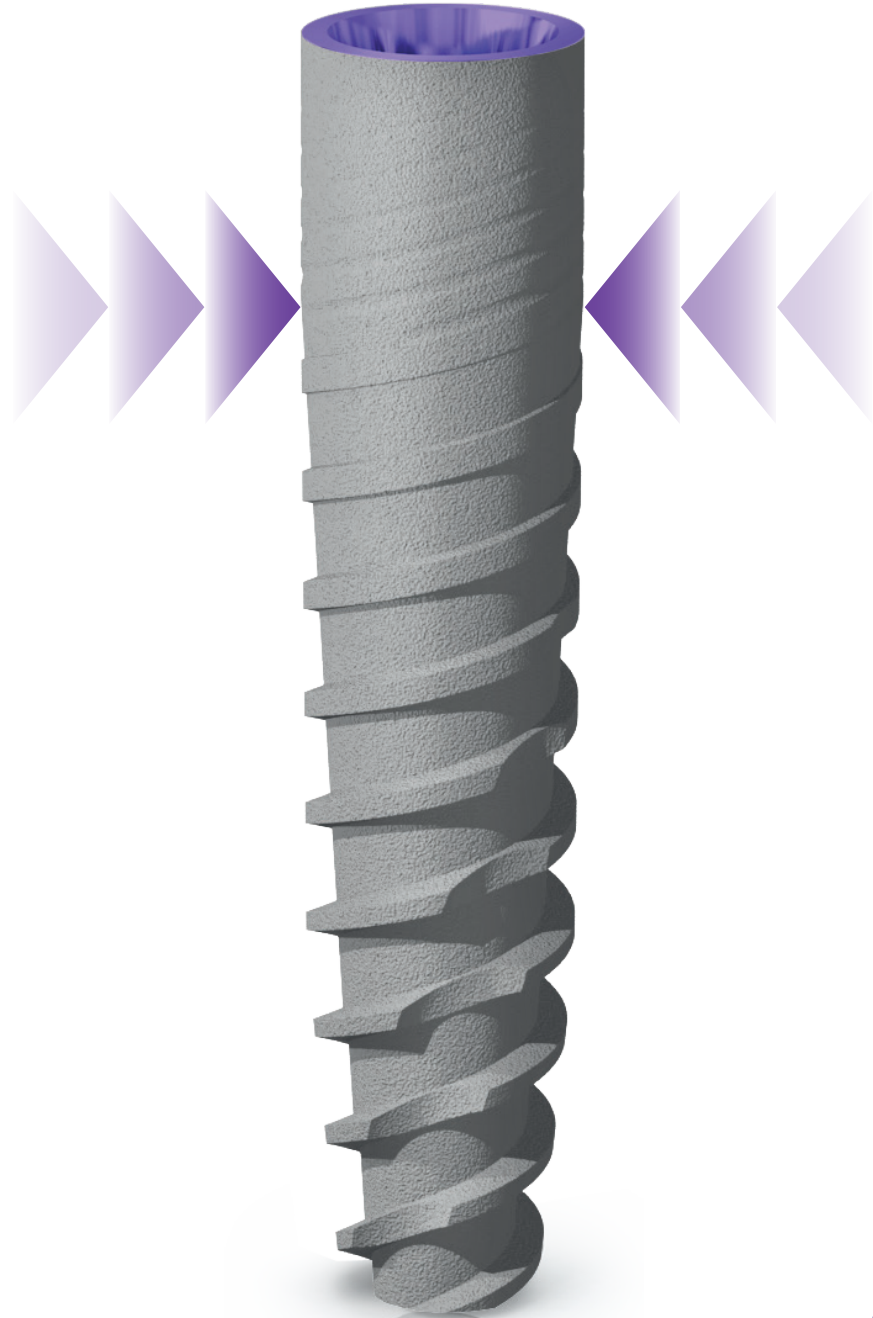
**JDENTAL CARE**  
*just smile*



MADE IN ITALY

Ø 2.75

Dental Implant  
**JD ICON<sup>®</sup> Ultra.S**

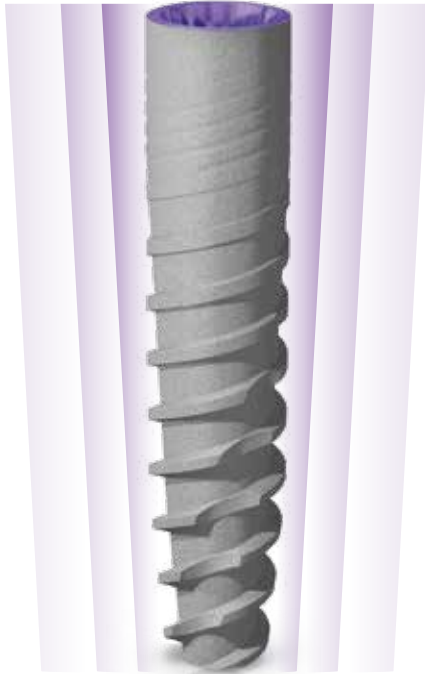


Smaller and Stronger.

# JD ICON® ULTRA.S

SMALLER AND STRONGER

Ø 2.75



JDIcon Ultra S is a two-piece implant with 2.75mm diameter and internal conical connection.

It is the smallest implant with internal connection ever manufactured.

Despite its small diameter JDIcon Ultra.S provides a high implant strength due to its innovative fixture design and its tight conical connection.

The results of fatigue strength tests conducted on JDIcon Ultra S implant indicate that it is even stronger than implants with larger diameter. (see table below)

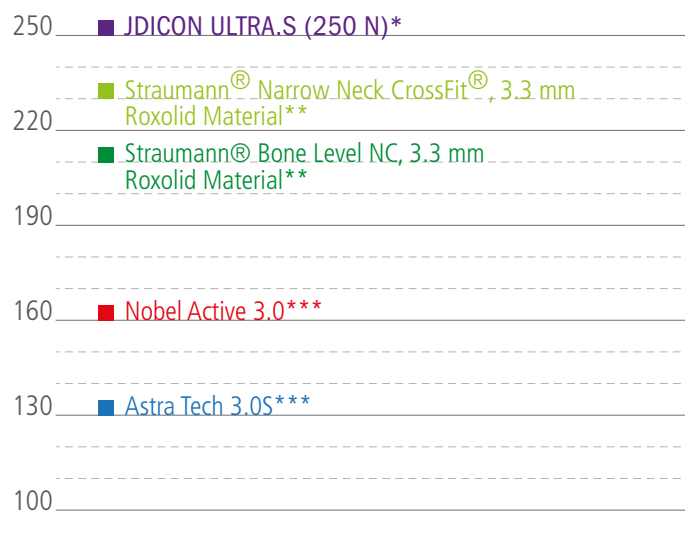
## IMPLANT CONCEPT AND STRENGTH TESTS

JDIcon Ultra.S is ideal for areas with limited spaces, such as missing lateral incisors.

It is intended for use for single-tooth restoration and in implant fixed partial dentures (implant bridges) in incisors and canine areas.

In the premolar area, it is intended for use in implant fixed partial dentures (implant bridges) in patients with no parafunctional habits. In case of narrow ridge dimensions, a simplified surgical protocol in combination with the conservative dimensions of this dental implant facilitate the resolution of dental implant cases which would have otherwise required the use of bone augmentation and higher treatment costs.

### MAXIMUM FATIGUE STRENGTH (N)



Fatigue strength is the maximum force an implant / abutment structure can survive for at least five million cycles. JDIcon Ultra.S has been tested according to ISO 14801 that is accepted by many regulatory agencies including FDA and Notified Bodies (CE).

\*All tests on JDIcon Ultra S were conducted by Politecnico di Milano University.

\*\* Values declared by Straumann

\*\*\* Values declared by Nobel Biocare



POLITECNICO DI MILANO

# JD ICON®ULTRA.S

## IMPLANT MEASURES AND LENGTHS

The JDICON®ULTRA.S dental implant is available in the lengths shown in this chart:

IMPLANT DIAMETER	TIP DIAMETER	ABUTMENT INTERFACE	PLATFORM DIAMETER	LENGTH
∅ 2,75	∅ 2,0	∅ 2,3	∅ 2,75	8   10   11,5   13   15



Note: All dimensions are expressed in millimeters.

## DRILLING SEQUENCE

It is recommended to adhere to the indications of the following drilling sequence to ensure optimal primary stability of the implant.

IMPLANT DIAMETER	SOFT BONE TYPE IV	MEDIUM BONE TYPE II-III	DENSE BONE TYPE I
∅ 2,75	1,5 2,0	2,0 2,4	2,0 2,4 2,8*

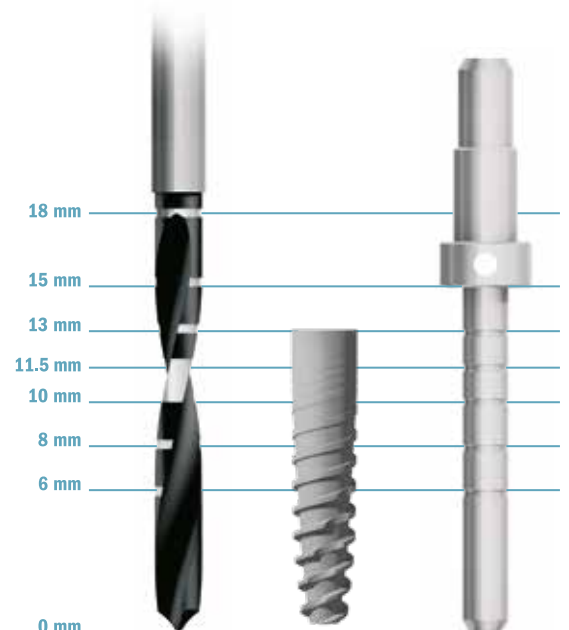
\* Until the first laser mark

Note: All dimensions are expressed in millimeters.

### Important:

**JDIcon Ultra S Implant is designed to withstand a maximum insertion torque of 60 Ncm.**

**The JDIcon Ultra S prosthetic screw is developed for a maximum insertion torque of 20 Ncm.**



# JD ICON® ULTRA.S

## PRODUCT CATALOGUE

### Implants

Ø 2,75

IC27080

JDIcon® Ultra.S Ø 2.75 L 8

IC27100

JDIcon® Ultra.S Ø 2.75 L 10

IC27115


JDIcon® Ultra.S Ø 2.75 L 11.5

IC27130

JDIcon® Ultra.S Ø 2.75 L 13

IC27150

JDIcon® Ultra.S Ø 2.75 L 15



### Cover Screw

ISCS

Cover screw JDIcon® Ultra.S



### Healing Abutment

ISHA323

Healing Abutment Ø 3.2 H 3.0 JDIcon® Ultra.S

ISHA325

Healing Abutment Ø 3.2 H 5.0 JDIcon® Ultra.S

ISHA327

Healing Abutment Ø 3.2 H 7.0 JDIcon® Ultra.S



ISHA403

Healing Abutment Ø 4.0 H 3.0 JDIcon® Ultra.S

ISHA405

Healing Abutment Ø 4.0 H 5.0 JDIcon® Ultra.S

ISHA407

Healing Abutment Ø 4.0 H 7.0 JDIcon® Ultra.S



### Impression Copings

#### OPEN TRAY

ISICOT32C

Impression coping open tray Ø 3.2 JDIcon® Ultra.S

ISICOT40C

Impression coping open tray Ø 4.0 JDIcon® Ultra.S



#### CLOSED TRAY

ISICCT32C

Impression coping closed tray Ø 3.2 JDIcon® Ultra.S

ISICCT40C

Impression coping closed tray Ø 4.0 JDIcon® Ultra.S



### Prosthetic Screw

ISS

Abutment screw JDIcon® Ultra.S

ISSA

Abutment screw angulated JDIcon® Ultra.S

Torque recommended 20 Ncm



### Temporary Abutment

ISTAEC

Temporary abutment engaging JDIcon® Ultra.S



### GP Abutment


ISGP32C

GP abutment Ø 3.2 JDIcon® Ultra.S

ISGP40C

GP abutment Ø 4.0 JDIcon® Ultra.S

Torque recommended 25 Ncm



## Wax up Abutment:

ISWAEC

Wax up abutment engaging JDIcon® Ultra.S

Torque recommended 20 Ncm




## Straight Abutment:

ISSA4020C  
ISSA4040C

Straight abutment Ø 4.0 H 2.0 JDIcon® Ultra.S  
Straight abutment Ø 4.0 H 4.0 JDIcon® Ultra.S

Torque recommended 20 Ncm



## Angulated Abutment;

IS15GPA40C

Angulated abutment 15° Ø 4.0 JDIcon® Ultra.S

Torque recommended 20 Ncm



## TiBase, JDScanBody and Implant Replica CAD CAM:

ISSBCEC

JDScanBody for JDIcon® Ultra.S

ISTIBC

TiBase engaging JDIcon® Ultra.S

EVSCBOW

ScanBody for TiBase

ISANC

Implant Replica CAD CAM for JDIcon® Ultra.S

ISPMNC

JD Pre-milled blanks and abutment screw JDIcon® Ultra.S



Torque recommended 20 Ncm

## Ball Abutment:

ISBA15  
ISBA30  
ISBA50

Ball abutment H 1.5 JDIcon® Ultra.S  
Ball abutment H 3.0 JDIcon® Ultra.S  
Ball abutment H 5.0 JDIcon® Ultra.S

Torque recommended 20 Ncm



## Implant Replica:

ISAN

Implant replica JDIcon® Ultra.S



## Implant and Prosthetic Drivers:

ISID

Implant Driver JDIcon® Ultra.S

ISIDL

Implant Driver Long JDIcon® Ultra.S

EVSDPF20

Screwdriver for torque wrench L20

EVSDPF25

Screwdriver for torque wrench L25

EVSDP20

Screwdriver machine prosthetic L20

EVSDP25

Screwdriver machine prosthetic L25

EVSDP30

Screwdriver machine prosthetic L30

EVSDPF25A

Screwdriver screw angulated for torque wrench L25

EVSDPF30A

Screwdriver screw angulated for torque wrench L30





**JDENTALCARE**

[www.jdentalcare.com](http://www.jdentalcare.com)